

Vibration Characteristics of Planar Curved Beams on Elastic Pasternak Foundations

Emre Yaman, Zeynep Aksoy, Gülnur Çelik, Hasan Oğuz

Department of Mechanical Engineering, Faculty of Engineering, Istanbul Technical University, Istanbul, Turkey; Department of Civil Engineering, Faculty of Engineering, Erciyes University, Kayseri, Turkey

Abstract—The objective of this study is to investigate the forced vibration analysis of a planar curved beam lying on elastic foundation by using the mixed finite element method. The finite element formulation is based on the Timoshenko beam theory. In order to solve the problems in frequency domain, the element matrices of two noded curvilinear elements are transformed into Laplace space. The results are transformed back to the time domain by the well-known numerical Modified Durbin's transformation algorithm. First, the presented finite element formulation is verified through the forced vibration analysis of a planar curved Timoshenko beam resting on Winkler foundation and the finite element results are compared with the results available in the literature. Then, the forced vibration analysis of a planar curved beam resting on Winkler-Pasternak foundation is conducted.

I. INTRODUCTION

CURVED beams are preferred in many engineering applications due to architectural or structural reasons. Many studies exist in the literature examining the static analysis of curved beams resting on elastic foundation [1]-[9] and the free vibration analysis of curved beams resting on elastic foundation [8], [10]-[17], while the number of researches concerning the forced vibration analysis curved beam on elastic foundation is limited. Celep [18] considered the problem of a thin circular ring resting on a tensionless Winkler foundation. This ring is subjected to time dependent in-plane loads. Çalın [19] investigated the forced vibration problem of Timoshenko curved beam on Winkler foundation subjected to triangle impulsive loading. The rocking influence is also considered. Ordinary

differential equations are obtained in Laplace space and solved by using the complementary functions method. The results are transformed to the time space by using Durbin's numerical Laplace inverse transformation algorithm.

The aim of this study is to investigate the dynamic behavior of a planar curved Timoshenko beam resting on elastic foundation (Winkler-Pasternak). The rocking influence of the foundation is also considered. The solution under the triangular impulsive type loading is carried out in Laplace space by using the mixed finite element method. The planar curved beam is discretized by a two-noded curvilinear mixed finite element. Each node of the element contains 12 degrees

A. Kutlu, M. Ermis, N. Erath, M. H. Omurtag, are with the Faculty of Civil Engineering, Istanbul Technical University, Maslak 34469, Turkey (provide phone: +90 212 285 60 10; e-mail: kutluak@itu.edu.tr, e-mail: ermism@itu.edu.tr, e-mail: eratli@itu.edu.tr, e-mail: omurtagm@itu.edu.tr). of freedom. In detail, six displacement type variables involving three translations and three rotations, six stress resultant type variables composed of two shear forces, one axial force, two bending moments, and one torsional moment. The results are transformed back to the time domain numerically by the modified Durbin's transformation algorithm [20]-[22]. First, the verification of the mixed finite element formulation by means of a comparison with results from the literature is carried out for the forced vibration analysis of a planar curved beam on Winkler foundation. Then, the effects of some parameters (e.g. the opening angle of curved beam, the radius of the curved beam to the height of the rectangular cross-section ratio and foundation parameter) on the dynamic behavior of the planar curved beam resting on Winkler-Pasternak foundation are investigated.

II. FORMULATION IN LAPLACE SPACE

A. The Field Equations

The field equations based on the Frenet coordinate system for the isotropic homogenous spatial Timoshenko beam exist in [23] and [24]. As an extension of those formulations, additional terms due to the foundation interaction are involved in the field equations of spatial beam by transforming them to the Laplace space. The field equations become Laplace space

$$\begin{aligned} \bar{\mathbf{T}}_s \bar{\mathbf{q}} \bar{\mathbf{k}}_w \bar{\mathbf{T}}_u \bar{\mathbf{k}}_p \bar{\mathbf{T}}_{u,ss} \bar{\mathbf{A}}z^2 \mathbf{u} \mathbf{o} \\ \bar{\mathbf{M}}_s \bar{\mathbf{t}} \bar{\mathbf{T}} \bar{\mathbf{m}} \bar{\mathbf{k}}_R \bar{\mathbf{T}} \bar{\mathbf{I}}z^2 \Omega \mathbf{o} \\ \mathbf{u}_s \mathbf{t} \Omega \mathbf{C} \mathbf{T} \bar{\mathbf{o}} \end{aligned} \quad (1)$$



Table I. In the following examples, 80 elements are employed.

100	-7.85571	9.36965	-9.84396	37.3439
-----	----------	---------	----------	---------

TABLE I
CONVERGENCE ANALYSIS

Number of element	$u_b \cdot 10^{-4}$ (M)	T_b (kN)	M_t (kNm)	M_n (kNm)
4	-10.5958	43.8939	-12.4514	0.76248
10	-7.93354	10.4702	-9.39795	28.3368
20	-7.86019	9.50552	-9.89036	37.1206
40	-7.85772	9.58955	-9.84413	36.8867
60	-7.85641	9.45788	-9.84480	37.1374
80	-7.85560	9.37392	-9.84470	37.2756

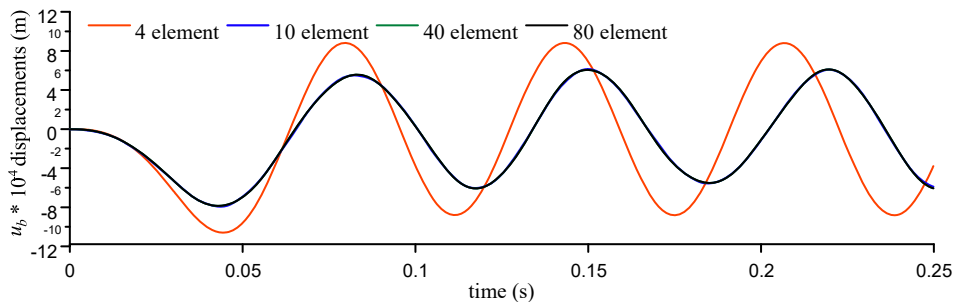
The dynamic analysis of curved beam is investigated for four different opening angle values (45°, 90°, 135°, 180°).

The influence of the opening angle on the dynamic behavior is shown in Fig. 3 by plotting the time histories of u_b and M_t .

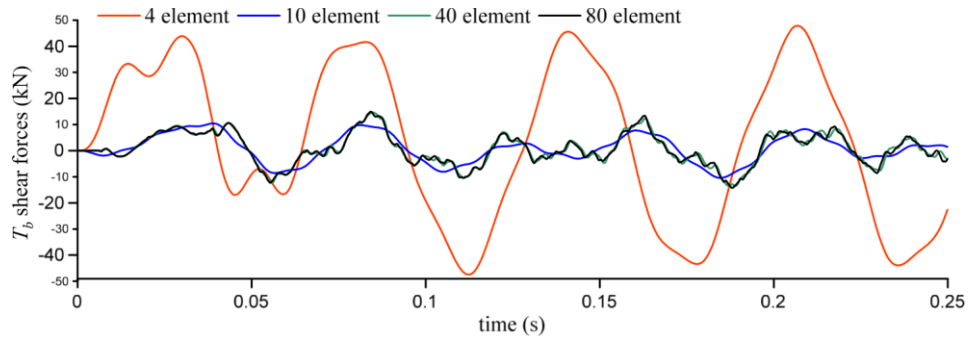
In [19], this problem is solved, but the results are given graphically. In order to compare our mixed finite element results with [19], we got in touch with the author. The author

of [19] has shared his results with us. The comparison for the Table II. The absolute percent differences with respect to the absolute values of displacement u_b and moment M_t of [19] results are also provided in Table II. It is observed that

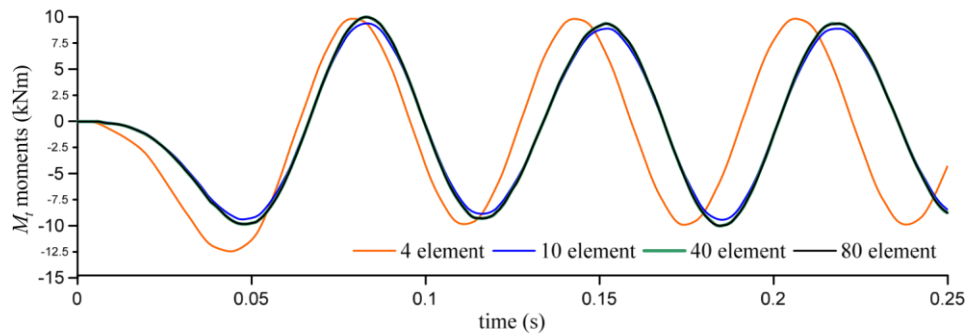
$t \leq 0.05$ s is tabulated for different opening angle values in the results of both studies are in agreement with each other.



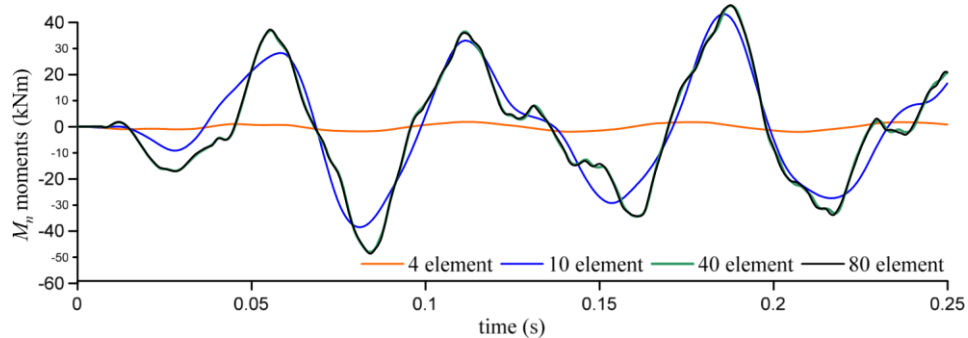
(a) u_b displacement at the midpoint of the beam



(b) T_b shear force at the fixed end of the beam

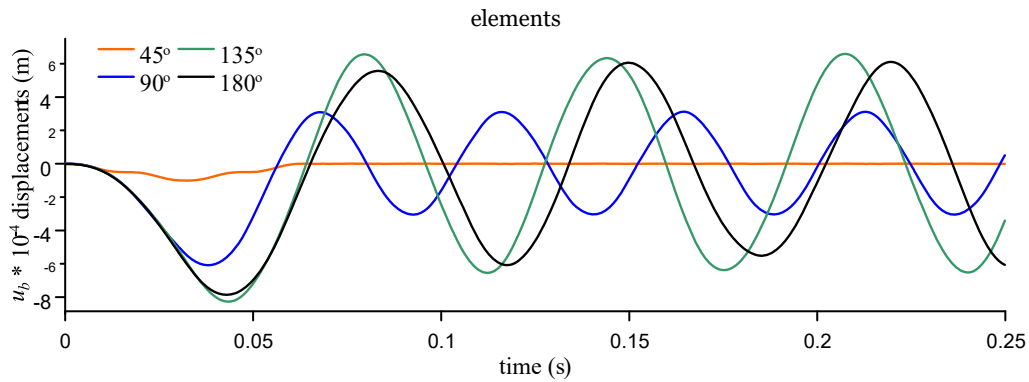


(c) M_t moment at the fixed end of the beam

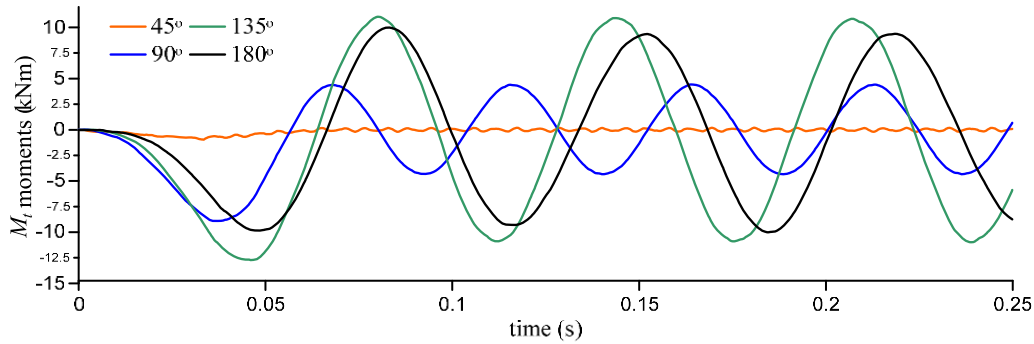


(d) M_n moment at the fixed end of the beam

Fig. 2 Convergence analysis of transverse triangle type impulsive point load applied at the midpoint of the curved beam, for 4, 10, 40, 80



(a) u_b displacement at the midpoint of the beam



(b) M_t moment at the fixed end of the beam

Fig. 3 Time histories of the curved beam for different values of opening angle (\square)

TABLE II
COMPARISON WITH THE LITERATURE

		[19]	ANSYS[19]	This study	% diff.
45°	$u_b \cdot 10^{-4}$ (m)	0.492	0.490	-0.493	0.20
	M_t (kNm)	-0.337	-0.119	-0.409	17.6
90°	$u_b \cdot 10^{-4}$ (m)	3.150	3.160	-3.156	0.19
	M_t (kNm)	-4.110	-4.053	-4.538	9.43
135°	$u_b \cdot 10^{-4}$ (m)	7.160	7.130	-7.164	0.06
	M_t (kNm)	-11.30	-11.22	-11.84	4.56
180°	$u_b \cdot 10^{-4}$ (m)	6.950	6.910	-6.950	0.00
	M_t (kNm)	-9.790	-9.843	-9.736	-0.55

B. Curved Beam on Pasternak Foundation

The dynamic behavior of the curved beam for different opening angles (\square 45°, 90°, 135°, 180°), the radius of the curved beam to the height of the rectangular cross-section ratios (R/h = 5, 10, 15) keeping R = 7.63m and b = 0.762m, and Pasternak foundation parameters (k_{pb} = 2362.3kN, 23623kN, 236230kN) are investigated.

For four different opening angle values, the time histories of u_b and M_t are given in Fig. 4. It is observed that increasing the opening angle of the curved beam enlarges the vibration periods of u_b and M_t . The values of first extrema of the forced vibration zone corresponding to four different opening angle values are determined from Figs. 4 (a), (b) and the MFEM results for \square 180° are compared with the results associated with \square 45°, 90°, 135°. As the opening angle values (except \square 135°) increases, an increasing trend is observed for the displacement u_b and the moment M_t . If the displacement u_b in each

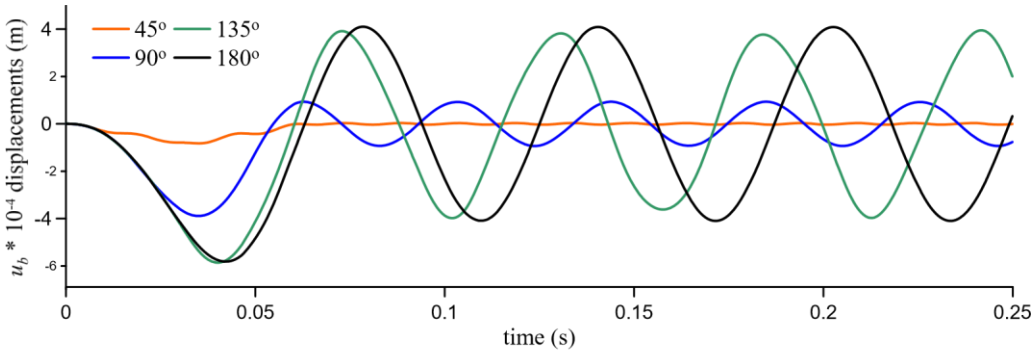
opening angles \square are compared with respect to the results of \square 180°, the absolute percent reduction for the cases \square 45° and 90° are 85% and 33%, respectively. The percent increase for \square 135° is \square 0.8%. A similar situation is seen in the moment M_t .

If the moments M_t in each opening angles \square are compared with respect to the results of \square 180°, the absolute percent reduction for the cases \square 45° and 90° are 90.1% and 30.9%, respectively. The absolute percent increase for \square 135° is \square 10.5%.

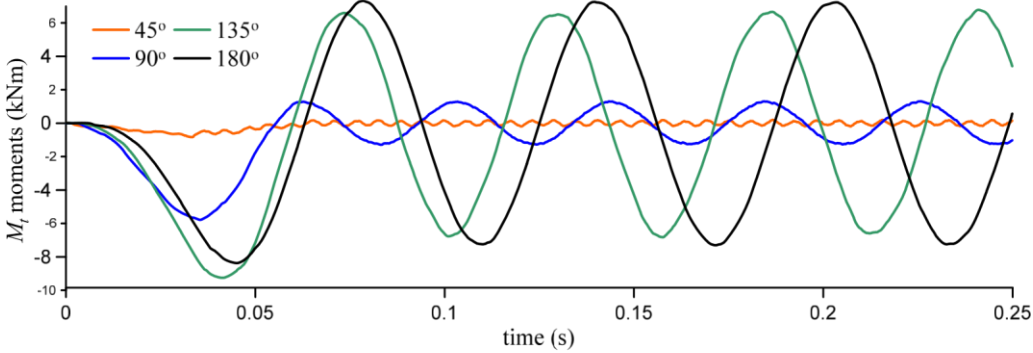
For the ratios of radius to the height of the rectangular cross-section (R/h = 5, 10, 15), the time histories of u_b and

M_t are given in Fig. 5. As R/h ratios increase (or the thicknesses of the beam decrease), it is observed that the displacements u_b increase and the vibration periods of u_b decrease. The values of first extrema of the forced vibration zone corresponding to three R/h ratios are determined from Figs. 5 (a), (b) and the MFEM results for R/h = 5 are compared with the results that correspond to the R/h = 10, 15.

If the displacements u_b in each R/h ratios are compared with respect to the results of R/h = 5, the absolute percent increase for the cases R/h = 10 and 15 are 31% and 41%, respectively. As R/h ratios increase, it is observed that the moments and the vibration periods of M_t decrease. If the moments M_t in each R/h ratios are compared with respect to the results of R/h = 5, the absolute percent reduction for the cases R/h = 10 and 15 are 83% and 95%, respectively.

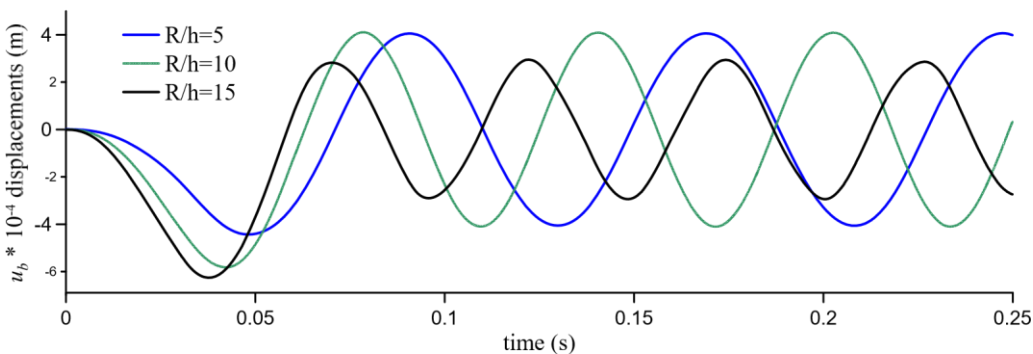


(a) u_b displacements at the midpoint of the beam



(b) M_t moments at the fixed end of the beam

Fig. 4 Time histories of the curved beam for different values of opening angle

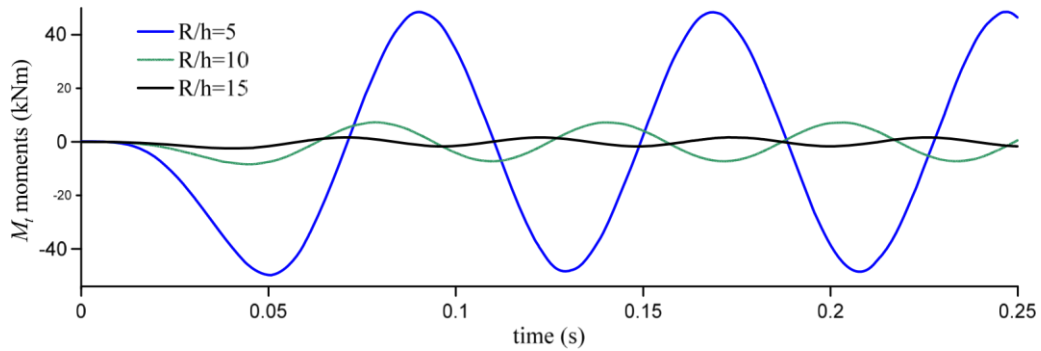


(a) u_b displacements at the midpoint of the beam

(b) M_t moments at the fixed end of the beam

Fig. 5 Time histories of the curved beam for different values of R / h ratios

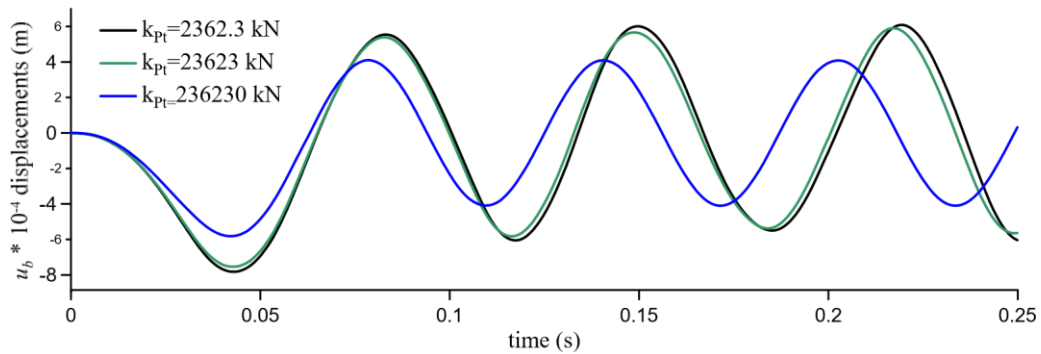




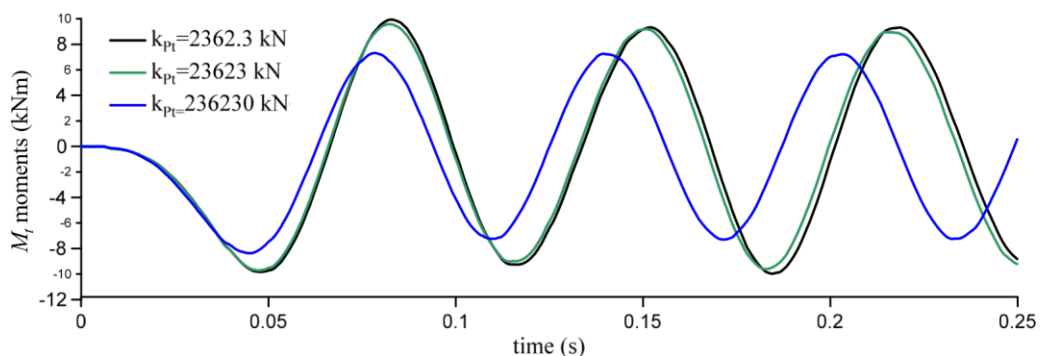
For each Pasternak foundation constants, the displacements the moments M_t and the percent reductions are 1.2% and u_b of $k_{pb} \square 23623\text{kN}$, 236230kN are compared with the 15% , respectively. It is also observed that due to an increase results that correspond to $k_{pb} \square 2362.3\text{kN}$; in the cases of of Pasternak foundation constants of the curved beam, the

$k \square 23623\text{kN}$, 236230kN , the percent reductions for the vibration periods of u_b and M_t decrease (see Fig. 6).

p_b values of first extrema of the forced vibration zone are 3.6% and 26% , respectively. Similar comparison can be made for



(a) u_b displacements at the midpoint of the beam



(b) M_t moments at the fixed end of the beam

Fig. 6 Time histories of the curved beam for different values of Pasternak foundation parameters

IV. CONCLUSION

solutions are obtained in Laplace space and the results are

Dynamic behavior of a planar curved Timoshenko beam on transformed back to time space by using modified Durbin's elastic foundation with rectangular cross-section is algorithm. Regarding as a converge test, a semicircular beam investigated using the mixed finite element method. The resting on Winkler foundation is handled, the mixed finite

element results for different opening angle values of curved beam are compared with the literature and a good agreement is observed. The rocking influence is also considered in the formulation. Next, some examples are solved to investigate the influence of the radius of the curved beam to the height of the rectangular cross-section ratio (R/h), the opening angle of the curved beam (α) and Pasternak foundation parameter (k_p) on the dynamic analysis of a planar curved beam having rectangular cross-section. Following remarks can be cited:

- As the opening angle values increase, an increasing trend is observed for the magnitude of displacements u_b and the moments M_t .
- As the ratio R/h increase, an increase of the displacements u_b and a reduction of the moments M_t are observed.
- An increase of Pasternak foundation constant caused a reduction of the displacements u_b and the moments M_t .
- The change of opening angle, R/h and Pasternak foundation constant affect the vibration period of displacements u_b and the moments M_t .

REFERENCES

- [1] E. Volterra, "Bending of a Circular Beam Resting on an Elastic Foundation," *ASME Journal of Applied Mechanics*, vol. 19, pp. 1-4, 1952.
- [2] E. Volterra, "Deflection of circular beams resting on elastic foundation obtained by the methods of harmonic analysis," *ASME Journal of Applied Mechanics*, vol. 20, pp. 227-232, 1953.
- [3] S. Dasgupta, D. Sengupta, "Horizontally Curved Isoparametric Beam Element with or without Elastic Foundation Including Effect of Shear Deformation," *Computers & Structures*, vol. 29, no. 6, pp. 967-973, 1988.
- [4] M. R. Banan, G. Karami, M. Farshad, "Finite element analysis of curved beams on elastic foundation," *Computers & Structures*, vol. 32, pp. 45-53, 1989.
- [5] V. Haktanir, E. Kiral, "Statical analysis of elastically and continuously supported helicoidal structures by the Transfer and Stiffness Matrix Methods," *Computers & Structures*, vol. 49, no.4, pp. 663-677, 1993. [6] R. A. Shenoi, W. Wang, "Flexural Behaviour of a Curved Orthotropic Beam on an Elastic Foundation," *The Journal of Strain Analysis for Engineering Design*, vol. 36, no. 1, pp. 1-15, 2001.
- [7] M. Arici, M. F. Granata, "Generalized curved beam on elastic foundation solved by transfer matrix method," *Structural Engineering and Mechanics*, vol. 40, no. 2, pp. 279-295, 2011.
- [8] F. F. Çalın, F. G. Akkurt, "Static and free vibration analysis of straight and circular beams on elastic foundation," *Mechanics Research Communications*, vol. 38, pp. 89-94, 2011.
- [9] M. Arici, M. F. Granata, P. Margiotta, "Hamiltonian structural analysis of curved beams with or without generalized two-parameter foundation," *Archive of Applied Mechanics*, vol. 83, pp. 1695-1714, 2013.
- [10] D. E. Panayotounakos, P. S. Theocaris, "The dynamically loaded circular beam on an elastic foundation," *Journal of Applied Mechanics*, vol. 47, pp. 139-144, 1980.
- [11] T. M. Wang, W. F. Brannen, "Natural Frequencies for out-of-plane Vibrations of Curved Beams on Elastic Foundations," *Journal of Sound and Vibration*, vol. 84, no. 2, pp. 241-246, 1982.
- [12] M. S. Issa, "Natural Frequencies of Continuous Curved Beams on Winkler-Type Foundation," *Journal of Sound and Vibration*, vol. 127, no. 2, pp. 291-301, 1988.
- [13] M. S. Issa, M. E. Nasr, M. A. Naiem, "Free Vibrations of Curved Timoshenko Beams on Pasternak Foundations," *International Journal of Solids and Structures*, vol. 26, no. 11, pp. 1243-1252, 1990.
- [14] B. K. Lee, S. J. Oh, K. K. Park, "Free Vibrations of Shear Deformable Circular Curved Beams Resting on Elastic Foundations," *International Journal of Structural Stability and Dynamics*, vol. 2, no. 1, pp. 77-97, 2002.
- [15] X. Wu, R. G. Parker, "Vibration of rings on a general elastic foundation," *Journal of Sound and Vibration*, vol. 295, pp. 194-213, 2006.
- [16] N. Kim, C. C. Fu, M. Y. Kim, "Dynamic Stiffness Matrix of Non-Symmetric Thin-Walled Curved Beam on Winkler and Pasternak Type Foundations," *Advances in Engineering Software*, vol. 38, pp. 158-171, 2007.
- [17] P. Malekzadeh, M. R. G. Haghighi, M. M. Atashi, "Out-of-plane free vibration analysis of functionally graded circular curved

- beams supported on elastic foundation," *International Journal of Applied Mechanics*, vol. 2, no. 3, pp. 635-652, 2010.
- [18] Z. Celep, "In-plane vibrations of circular rings on a tensionless foundation," *Journal of Sound and Vibration*, vol. 143, no. 3, pp.461-471, 1990.
- [19] F. F. Çalın, "Forced vibration of curved beams on two-parameter elastic foundation," *Applied Mathematical Modelling*, vol. 36, pp. 964-973, 2012.
- [20] G. V. Narayanan, "*Numerical Operational Methods in Structural Dynamics, Doctoral Dissertation*," University of Minnesota, Minneapolis, America, 1979.
- [21] H. Dubner, J. Abate, "Numerical in version of Laplace transforms by relating them to the finite Fourier cosine transform," *Journal of the Association for Computing Machinery*, vol. 15, no. 1, pp. 115-123, 1968.
- [22] F. Durbin, "Numerical in version of Laplace transforms: an efficient improvement to Dubner and Abate's method," *Computer Journal*, vol. 17, pp. 371-376, 1974.
- [23] A. Y. Aköz, M. H. Omurtag, A. N. Doğruoğlu, "The mixed finite element formulation for three-dimensional bars," *International Journal of Solids Structures*, vol. 28, no. 2, pp. 225-234, 1991.
- [24] M. H. Omurtag, A. Y. Aköz, "The mixed finite element solution of helical beams with variable cross-section under arbitrary loading," *Computers & Structures*, vol. 43, no. 2, pp. 325-331, 1992.
- [25] N. Erathlı, H. Argeso, F. F. Çalın, B. Temel, M. H. Omurtag, "Dynamic analysis of linear viscoelastic cylindrical and conical helicoidal rods using the mixed FEM," *Journal of Sound and Vibration*, vol. 333, pp. 3671-3690, 2014.